

# Vega Events Quick Setup Guide



Download the Vega Events App and join the AEI community. Keep track of all upcoming entrepreneurship events, RSVP for conferences, forums and competitions. Easily add them to your calendar. Now, it's easy to keep track of all of AEI's events, entrepreneurship programs at UA, along with competitions and other funding opportunities outside of UA.

1

## Download the app

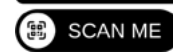
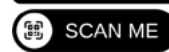
Install the **Vega Events App** from the [App Store](#) or [Google Play](#) on your phone.



Apple App Store



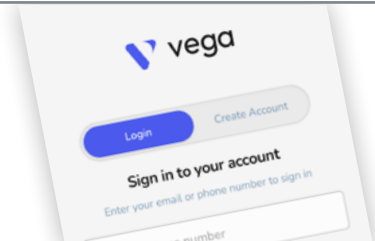
Google Google Play



2

## Create your account

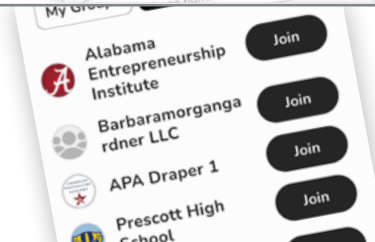
Tap **Create Account** and sign up with your email address or phone number.



3

## Discover event groups

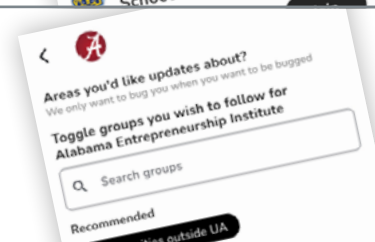
From the home screen, tap **Discover Event Groups** to find Alabama Entrepreneurship Institute.



4

## Join AEI and its subgroups

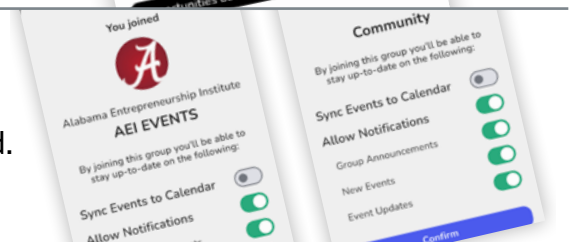
Join Alabama Entrepreneurship Institute. Then repeat for AEI EVENTS, Community, and other preferred groups.



5

## Turn on calendar sync and notifications

Enable **Sync Events to Calendar** and **Allow Notifications**. On iPhone, choose **Add to Apple Calendar** when prompted.



6

## Browse events and RSVP

In the Events tab, open any event to RSVP, get additional information. Review maps and read the full event details.

